

Міністэрства прамысловасці
Рэспублікі Беларусь

Вытворчае аб'яднанне
«Мінскі трактарны завод»

*АДКРЫТАЕ АКЦЫЯНЕРНАЕ ТАВАРЫСТВА
«МАЗЫРСКІ МАШЫНАБУДАЎНІЧЫ ЗАВОД»*

Рэспубліка Беларусь, Гомельская вобл., 247760,
г. Мазыр-5, вул.Партовая,17
Тэл. (0236) 369-455, т/ф: 369-516
Р/рахунак №3012113698019 ЦБП№324 ААТ «БПБ-
Сбербанк»
г. Мазыра, БИК 153001369 УНП 400088849
ОКПО 002403133000



The Ministry of Industry
of The Republic of Belarus

Production Association
«Minsk Tractor Plant»

*JOINT STOCK COMPANY
«MOZYR MACHINE-BUILDING PLANT»*

The Republic of Belarus, Gomel region., 247760,
Mozyr, Portovaya Street,17
Tel. (0236) 369-455, Tel/Fax: 369-516
C/a № 3012113698019 BSC №324
JSC «BPS-Sberbank»
Mozyr, TIN 400088849

www.mozyrmash.by

e-mail: info@mozyrmash.by

We would like to pay our obeisance to you and present JSC «Mozyr Machine-Building Plant» – the structural subdivision of PA «Minsk Tractor Plant». Our company produces and sells crawler tractors, forest, agricultural, road-building, communal, reclamation equipment and other special machinery on the basis of «Belarus» tractors.

JSC «Mozyr Machine-Building Plant» asking your kind assistance in the promotion of products produced by the plant, including the search for new partners to implement and provide service and warranty of plant's products in the territory of the Republic of Indonesia.

Please also be advised that the products of our factory are subject to the following certifications, received by JSC «Mozyr Machine-Building Plant»:

- certificate of quality management system ISO 9001-2009;
- certificates of the National System of conformity of Belarus, State Standard;
- certificates of conformity GOST R Certification System;
- certificates of conformity of the Customs Union.

There is no size limitations on supplied lot of products.

Discounts are possible by separate agreement, depending on the size of supply and terms of payment.

Loading rate depends on the type of product and transport, which transportation will be fulfilled.

A brief description and characteristics of our products can be found on our website: www.mozyrmash.by.

JSC «Mozyr Machine-Building Plant» is interested in doing as direct negotiations with potential buyers, and sales of products through commodity exchanges and participation in tender procedures for procurement.

Contact information of our company:
JSC «Mozyr Machine-Building Plant»
Republic of Belarus, Gomel region,
247760, Mozyr, Portovaya Street, 17

Marketing Director:
Danchenko Sergey – тел: +375 (236) 36-94-27, 36-94-16;

Head of Marketing and sale department:
Dobrovolski Vladimir – тел./факс: +375 (236) 36-94-50;

Head of Export Bureau of Marketing and sale department:
Sinkevich Dmitri – тел.: +375 (236) 36-94-42; 36-94-77.

E-mail: info@mozyrmash.by.


Site Address: www.mozyrmash.by

Annex: Description of the products in the Excel file.





Director of OAO JSC «Mozyr
Machine-Building Plant»

Bychkouskiy Sergey

Tel.: 8 (0236) 36 94 77
Atamanchuk M.

Name of product	HS Code	Sphere of practical use of the Products	Technical characteristics	Overall dimensions, mm	Weight, Kg	Unit price without VAT, euro, FCA, Mozyr
Chipping machine "BELARUS" MR – 40-01 (without tractor) 	8436 80 100 2	Forestry Housing and communal services Fuel and Energy Complex	Operational power, kW 148,6 Machine productivity, m ³ /hour, not less than 40 Load moment of manipulator at maximal outlet, kN.m 27 ±1 Boom outreach, m, not less than 6,5 Maximal diameter of the in-process material, cm 45 Dimensions of feeding aperture, mm, not less than 600*450	length 6950 width 2450 height 3700	11700	167 995
Chipping machine "BELARUS" MR – 25-02 (without tractor) 	8436 80 100 2	Forestry Housing and communal services Fuel and Energy Complex	Machine efficiency m ³ /hour, not less then 25 Maximal load moment, gross weight,kN·m 34 Boom reach with compensation head, m, not less than 6,5 Maximal diameter of the in-process material(solid/granular), cm: 27/36 Dimensions of feeding aperture, mm, not less than: 790*360	length 11 240 width 2 450 height 3 820	17 500	214 503
Chipping machine "BELARUS" MR – 25-03 (without tractor) 	8436 80 100 2	Forestry Housing and communal services Fuel and Energy Complex	Machine efficiency m ³ /hour, not less then 25 Maximal load moment, gross weight,kN·m 38 Boom reach with compensation head, m, not less than 6,5 Maximal diameter of the in-process material(solid/granular), cm: 27/36 Dimensions of feeding aperture, mm, not less than: 790*360	length 9 240 width 2 550 height 3 875	15 300	210 478
Chipping machine "BELARUS" MR – 100 (with tractor) 	8437 80 100 2	Forestry Housing and communal services Fuel and Energy Complex	Machine efficiency m ³ /hour, not less then 100 Operational power, kW (hp) 223 (303) Dimensions of feeding aperture, mm 990*420 Maximal load moment, gross weight,kN·m 45 Boom reach, m 8,2	length 12 200 width 2 500 height 3 660	19 700	291 204
Chipping machine MRN-1 (without tractor) 	8479 30 900 0	Forestry Housing and communal services Fuel and Energy Complex	Productivity, m ³ /hour up to 9,5 Frequency of rotor rotating, turns/min 1000 Power consumption, kilowatt (hp) 45 (61) Proportions of received splinter, mm, not more than(length/width) 10 ... 60/37	1700/2050/3500	770	5 228
Forestry tractor "BELARUS" L82.2-02 	8701 90 310 0	Forestry	Engine D-243 Engine power, kilowatt (hp) 60 (81) Generator set power 0,7 kilowatt, starting system with starter 12 W with power 4 kilowatt; Additional front and rear lights	length 4130 width 2150 height 2950	4980	20 414
Forestry tractor "BELARUS" L1221 	8701 90 390 9	Forestry	Engine D-260.2 TU 23.3.03 Engine power, kilowatt 90,4+5,2 Hourly fuel consumption during operating power, kg/hour, not more than 14,5 Nominal tractive effort, kN 20	length 4690 width 2300 height 2950	5800	31 224
Forest load-haul-dump machine "BELARUS" MPT-461.1 	8436 80 100 2	Forestry Housing and communal services	Load-carrying capacity of semi-trailer, kg, max 9 000 Cross sectional area of cargo bay trailer, m2, not less then 2,1 Length of transported assortments, m 2,0; 4,0; 6,0 Machine efficiency m ³ /hour, not less then 7,0	length 10600 width 2200 height 3200	8950	41 735
Semitrailer "BELARUS" PL-9 	8716 40 000 0	Forestry	Load-carrying capacity of semi-trailer, kg, max 9 000 Cross sectional area of cargo bay trailer, m2, not less then 2,1 Length of transported assortments, m 2,0; 4,0; 6,0 Load capacity at the max. boom outreach, m 590	length 7300 width 2280 height 3300	3900	21 698
Equipment "BELARUS" OPL (without tractor and semitrailer) 	8716 90 900 0	Forestry	Load-carrying capacity, kg 7000 Cross sectional area of platform with closed sides, m2 3,5	length 4310 width 2210 height 2220	1450	4 866
Skidder BELARUS TTR-401M-05 	8701 90 310 0	Forestry	Engine power, kilowatt (hp) 60 (81) Thruster width, mm 1750 Hauling capacity of the hoist, kN 50 Length of rope, m 65 Quantity of chain choker 3	length 5450 width 2150 height 2950	4900	27 468

 <p>Skidder BELARUS TTR-411</p>	8701 90 390 1	Forestry	<p>Engine power, kilowatt 95,6 Thruster width, mm 2100 ±30 Hauling capacity of the hoist, kN 60 Quantity of chain choker 4</p>	<p>length 5970 width 2460 height 3000</p>	6450	42 967
 <p>Skidder BELARUS TTR-411.1</p>	8703 90 390 1	Forestry	<p>Engine power, kilowatt (hp) 60 (81) Thruster width, mm 1750 Hauling capacity of the hoist, kN 50 Quantity of chain choker 4</p>	<p>length 5970 width 2460 height 3000</p>	6450	43 661
 <p>Thruster T-17</p>	8708 99 970 9	Forestry	<p>Height of thruster lifting, mm 1200 Depth of drop, mm, not less than 300</p>	width 2100	300	1 587
 <p>Cable grip ZT-140300010</p>	8436 80 100 9	Forestry	<p>Gain compression at the ends of the fangs, kN, not less 80 Diameter skidding tree length, m 0,12 - 0,8</p>	<p>length 875 width 880 (fangs closed) height 860 (fangs closed)</p>	300	1 793
 <p>Crawler tractor "BELARUS" 2103-02</p>	8701 30 300 0	Agriculture	<p>Engine power 156 kilowatt (212 hp) Drawbar category 4 Nominal tractive effort, kN 40 Fuel capacity, l — 500. The average pressure on the soil under crawler movers, kPa — 52. Caterpillar width, mm 500.</p>	<p>length 6250 width 2100 height 2960</p>	12000	84 418
 <p>Crawler tractor "BELARUS" 1502-01</p>	8701 30 300 0	Industrial and reclamation works	<p>Engine power 116 kilowatt (157 hp) Drawbar category 4 Nominal tractive effort, kN 40 Fuel capacity, l — 500. The average pressure on the soil under crawler movers — 52 kPa. Caterpillar width, mm 600.</p>	<p>length 6750 width (according to plow share) 3630 height 2950</p>	13465	81 936
 <p>The excavator-loader EP-25</p>	8429 59 000 0	Excavation of the soil of I-IV categories, loading and unloading operations, transporting of bulk materials for short distances	<p>Machine efficiency: - when the loading operations (depending on the density of the material), t/h 15 - 43 - when the excavations (depending on the density of the material), t/h 10 - 40 Front loading equipment: Rated carrying capacity, kg 750 Rated scoop capacity, m³ 0,38 The maximal digging depth, mm 4 350</p>	<p>length 7 430 width 2 450 height 3 550</p>	6 410	29 440
 <p>The excavator-loader EP-25 (with bulldozer equipment)</p>	8429 59 000 0	Excavation of the soil of I-IV categories, loading and unloading operations, transporting of bulk materials for short distances, backfilling of trenches with soil	<p>Machine efficiency: - when the loading operations (depending on the density of the material), t/h 15 - 43 - when the excavations (depending on the density of the material), t/h 10 - 40 Width of bulldozer blade, mm 2290 The maximum digging depth, mm 4 350</p>	<p>length 7 430 width 2 450 height 3 550</p>	6 410	23 776
 <p>The excavator-loader «BELARUS» EP-491</p>	8429 59 000 0	Excavation of the soil of I-IV categories, loading and unloading operations, transporting of bulk materials for short distances	<p>Maximum discharging height, mm 2800 Prospecting depth of scoop, mm (minimum) 100 Scoop withdraw, mm 2125 The amount of displacement of axis of digging, mm ± 590 Rated scoop capacity, m³ 0,52 Weight of loaded sand for one cycle, kg 1150 The maximum digging depth, mm 4350</p>	<p>length 6760 width 2390 height 3550</p>	7200	34 260
 <p>Equipment of Agricultural front-end loader OPF-12 with bucket (0,8m³)</p>	8429 51 990 0	Loading and unloading operations, transportation and piling of rolls, stacking, filling up of ditches and pits with filled-up ground	<p>— Load capacity, kg — 1200 — Capacity, m³ - 0,8 — Load height, m — 3,84</p>	length width height	550	4 018
 <p>Front-end loader "BELARUS" 1221 P11</p>	8429 51 990 0	Loading of bulk construction materials, timber, stacking of straw haystacks, performance of small earth-moving and planning works	<p>Nominal load capacity, kg 1100 Nominal capacity of operating devices, m³, min: — basic bucket 1,1 — large bucket 1,3 — bucket for root crops 1,3 — blade with grapple 0,4 — stacking device 9,0 Max. operating height, mm 5200 Max. height of bucket unloading, mm 3500</p>	<p>length 7260 width 2250 height 2850</p>	6450	32 730

<p>Prime mover «BELARUS» OPT-9195 based on tractor «BELARUS» 920</p> 	8426 41 000 7	Construction and repairs, agricultural and rescue operations	<p>Max. load capacity with outriggers, t: — at minimum boom outreach 2,25 — at maximum boom outreach 0,3 Max. load capacity of cradle, t 0,12 Load moment, KN, m 49 Max. boom outreach, m 7,8</p>	<p>width 2400 height 3300 length with cradle 7190</p>	6600	36 905
<p>Communal machine complete with blade and brush road on tractor «BELARUS» 82.1</p> 	8479 10 000 0	Work on clearing the roadway of streets, squares, roads, sidewalks and industrial areas	<p>Grasp width of blade, mm 2500 Height of blade, mm 746 Max. grasp width of blade, mm 2160</p>	<p>length 7 430 width 2 450 height 3 550</p>	6 410	12 958
<p>Rotary road mower KRD-1,5 (with tractor)</p> 	8433 20 510 0	Grass mowing, decorative clipping of bushes, trees and other plants in the motor roads (roadsides, ditches and safety zones), streets, dips and channels	<p>Capacity per hour, ha/h 1,8 Angle of horizontal equivalent of mowed slope, degree 0-50 Max. width of mowed slopes, mm 3500 Max. height of trees cutting, mm 5300 Rotation frequency of rotor, r/m 2000±10 Fuel consumption, kg/h 7,3</p>	<p>length 4100 width 2735 height 3100</p>	4900	23 914
<p>Rotary road mower KRD-1,5 (without tractor)</p> 	8433 20 510 0			<p>length 2200 width 2000 height 1100</p>	1000	8 024

There is also a possibility as an equipment supply complete with or without tractor, separately. Also we take the orders for steel castings (track links, sprockets, baseplates etc.)